


# TEXAS STATE BOARD OF PUBLIC ACCOUNTANCY

## Pathway from Candidate to CPA

Start

Review our website to learn about the qualifications to take the CPA Exam as a Texas applicant.

<https://www.tsbpa.texas.gov>



Complete and mail your Application of Intent (AOI) to the Texas Board.  
Order your transcripts to be emailed to **transcripts@tsbpa.texas.gov** or by mailing the official transcripts to the Texas Board.




Receive an email from the Texas Board that your AOI was received and fees deposited.  
Schedule your electronic fingerprinting with IdentoGO®.

Wait to hear from a Qualifications team evaluator if you are missing information or documents.  
Submit any missing info.




Receive an email from the Texas Board that your AOI is approved.




Check your Exam Candidate Portal to learn of any incomplete education requirements that are needed to become a Texas CPA.



Receive your Notice to Schedule from NASBA.  
Schedule your exam with Prometric.



Prepare and study for the CPA Exam.  
Take the CPA Exam at Prometric.



Wait to receive your scores.



Receive an email from the Texas Board that your scores are on the Exam Candidate Portal.  
Celebrate and continue the process until all four sections are passed.



Order your updated transcripts to be sent to the Texas Board via email to **transcripts@tsbpa.texas.gov** or by mailing the official transcripts to the Texas Board.




Continue to complete the coursework needed to meet degree and education requirements until all education requirements for CPA certification are met.



Check your Exam Candidate Portal to learn of any incomplete education requirements that are needed to become a Texas CPA.



Celebrate! You have completed all 4 sections of the CPA Exam.



Complete the Issuance Application and work experience form for certification as a Texas CPA.



Complete the Rules of Professional Conduct Exam with a score of at least 85%.

Celebrate and use the CPA designation!



Pay your license fee.

Wait to hear from the Texas Board on approval of your application and registration as a new Texas CPA.



Finish

